

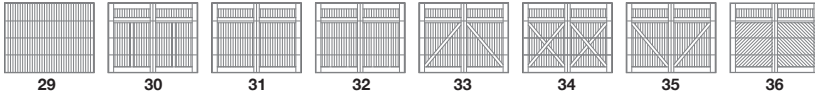
# C217 FLUSH CARRIAGE HOUSE

## PERSONALIZING OPTIONS

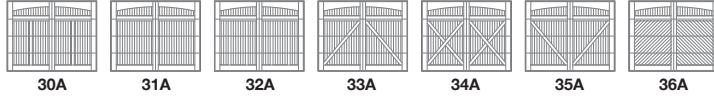
GOOD / BETTER / BEST

### CARRIAGE HOUSE DESIGNS

Square Tops



Arched Tops



### ACCENTS WOODTONES<sup>1</sup>



Mahogany

Cedar

Dark Oak

### OVERSIZED<sup>4</sup> WINDOW INSERTS



No Inserts

Stockton

Arched Stockton



Cascade

Madison

Arched Madison

### GLASS



Plain

Frosted


Tinted

Obscure

Glue Chip

Seeded

### DESIGNER GLASS



Newport

Hampton



Florence

LaSalle *not available in 18" sections*

### EXTERIOR HARDWARE

Permanent



Spade

Wrought Iron



Barcelona 1

Barcelona 2

Magnetic



Spade

Ashford



Clavos



## Specifications

Panel Style	Flush
Section Construction	2" Thick - 2-Sided Steel
Section Material	Heavy Duty / 27 <sup>g</sup> Ga. Steel
Insulation Type	1-7/8" Polyurethane
R-value / Thermal Performance	R-17.54
Window Style <sup>3</sup>	Oversized <sup>4</sup> [42" x 15"]
Glass	Insulated
Wind Load	Non-Impact and Impact Rated
Warranty	Limited Lifetime on Sections 3 Years on Springs 6 Years on Hardware

<sup>1</sup> Refer to your local Dealer for exact woodtones match. <sup>2</sup> Lower steel gauge [ga.] number indicates stronger steel. <sup>3</sup> Model number indicates window style. <sup>4</sup> Long [40.5" x 12.75"] windows will be substituted in doors with windows in 18" sections.

Your Local Garage Door Professional

[dacenterprise.com](http://dacenterprise.com)

1177 Markley Dr. | Plymouth, IN 46563 | USA

