

A250LP RAISED PANEL LONG


PERSONALIZING OPTIONS

GOOD / BETTER / BEST

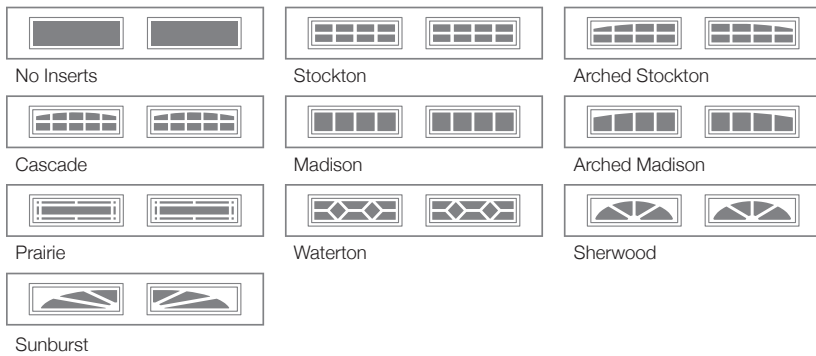
COLORS¹



PAINTED WOODTONES¹



LONG WINDOW INSERTS



GLASS Plain available as Polycarbonate

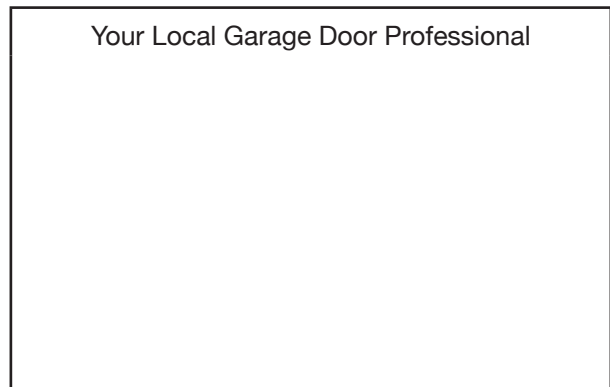


Specifications

Panel Style	Raised Panel
Section Construction	2" Thick - 1-Sided Steel
Section Material	Standard / 25 ² Ga. Steel
Insulation Type	No Insulation
R-value / Thermal Performance	—
Powder Coating¹	188 colors
Window Style³	Long [40.5" x 12.75"]
Glass	Non-Insulated
Wind Load	Non-Impact and Impact Rated
Warranty	Limited Lifetime on Sections 3 Years on Springs 6 Years on Hardware



¹ Refer to your local Dealer for exact color and woodtones match. ² Lower steel gauge [ga.] number indicates stronger steel. ³ Model number indicates window style.



dacenterprise.com

1177 Markley Dr. | Plymouth, IN 46563 | USA

